




101609-9170 Diesel Pump Technical File

SKU: G1001016099170

CDP



101609-9170 Diesel Pump Technical File**Content**

1. 101609-9170 Diesel Pump Introduction.....	2
1.1. 101609-9170 Diesel Pump Basic Information	2
1.2. 101609-9170 Diesel Pump Common Part Number	2
1.3. 101609-9170 Diesel Pump Parameters	2
1.4. 101609-9170 Diesel Pump Customization Service	2
1.5. 101609-9170 Diesel Pump Packaging List And Packaging Dimensions	3
1.6. 101609-9170 Diesel Pump Quality Control	4
1.7. 101609-9170 Diesel Pump Testing Standards and Certificates	4
1.8. 101609-9170 Diesel Pump Warranty Instructions.....	5
2. 101609-9170 Diesel Pump Technical Support	6
2.1. 101609-9170 Diesel Pump Utilized Location	6
2.2. Reasons of 101609-9170 Diesel Pump Not Working Normally	7
2.3. Causes of 101609-9170 Diesel Pump Being Damaged	7
2.4. 101609-9170 Diesel Pump Installations	7
2.5. 101609-9170 Diesel Pump Storage Standards	8
2.6. 101609-9170 Diesel Pump Technical Support Obtaining Methods	9
3. 101609-9170 Diesel Pump Purchase And Delivery.....	9
3.1. 101609-9170 Diesel Pump Purchase And Payment Term.....	9
3.2. 101609-9170 Diesel Pump Main Sales Markets	9
3.3. 101609-9170 Diesel Pump Declaration Requirements.....	9
3.4. 101609-9170 Diesel Pump Shipping Ways	9
3.5. 101609-9170 Diesel Pump Delivery Time.....	9
3.6. 101609-9170 Diesel Pump Logistics Time for Destination Out of China's Areas.....	9
3.7. 101609-9170 Diesel Pump Shipping Package.....	10
4. Company Information.....	11
4.1. Company Introduction.....	12
4.2. Contact Information	12
5. Copyright Statement.....	12

101609-9170 Diesel Pump Technical File

1. 101609-9170 Diesel Pump Introduction

1.1. 101609-9170 Diesel Pump Basic Information

Title	Common Rail 101609-9170 Diesel Pump Euro2 Series	Quality
SKU	G1001016099170	China Made New

1.2. 101609-9170 Diesel Pump Common Part Number

(1) Diesel Pump Exchange Information

Diesel Pump Part Number	OE Number
101609-9170	10R-7652

(2) Diesel Pump Application Information

Vehicle Brand	Car Model	Engine Model	Production Date	Power (KW)	Horse Power	Emission (L)	Cylinder	Power Source (V)
/	/	/	/	/	/	/	/	/

(3) Diesel Pump's Common Writing Methods

101609-9170, 1016099170, 101609 9170

1.3. 101609-9170 Diesel Pump Parameters

Diesel Pump Adaptation System: Common Rail System

Diesel Pump Series: Euro2 Series

Diesel Pump Type: HEUI System

Diesel Pump Size: 33cm* 33 cm *28 cm

Diesel Pump Net Weight: 8.5kg

Diesel Pump Gross Weight: 9kg

Diesel Pump quality: China Made New



Diesel Pump Package Size: 36 cm*36cm *30cm

Diesel Pump Quality: High Pressure Diesel Pump

Diesel Pump MOQ: 1 piece

1.4. 101609-9170 Diesel Pump Customization Service

(1) Diesel Pump Customization Service Coverage: Meet OEM manufacturers' customization needs for shell engraving, logo engraving, diesel pump internal packaging, diesel pump external packaging and labels, etc.

NO.	1	2
Picture		
Name	Pump Housing Engraved Number	Common Rail Diesel Pump Packing

(2) Diesel Pump Customization Service Requirements:






The purchase of customized diesel pump is no less than **10** pieces.

The purchase of customized diesel pump boxes is no less than **1000** pieces.

⚠ Customized products involve the need of specify logo, the OEM manufacturer needs to provide trademark authorization and the sample of logo image file.

⚠ Once the customized diesel pump is sold, it can't be returned or exchanged if there is no quality problems.

1.5. 101609-9170 Diesel Pump Packaging List And Packaging Dimensions**(1) Diesel Pump Parts List**

NO.	1	2	3
Picture			
Name	Diesel Pump Assembly	Blue Anti-Rust Bag	Internal Packing
Description	Diesel pump part number: 101609-9170	Prevent diesel pump from rusting	Prevent the diesel pump from being damaged by external forces
NO.	4	5	6
Picture			/
Name	Diesel Pump Packing	Diesel Pump Protective Cover	/
Description	Place the diesel pump and accessories	Protect the diesel pump hole from contamination and blockage	/

⚠ Minors are prohibited from using the diesel pump assembly, O-ring, Oil inlet protective cover, diesel pump shell protective cover, oil return protective cover, VCI anti-rust bag, and bubble bag to avoid personal injury.

⚠ O-rings and repair kits are one-time installation accessories and need to be replaced when installed again

⚠ Oil inlet protective cover, diesel pump shell protective cover, and oil return protective cover are recyclable accessories and can be reused.

⚠ VCI anti-rust bags and bubble bags are non-degradable materials, please dispose of them properly after using.

⚠ The diesel pump and the installation part duct must be treated with appropriate sealing oil during installation.

(2) Diesel Pump Packaging Box Size



Pic No.1

NO.	Name	Diesel Pump Packaging Size (Cm)
1	Diesel Pump Packaging Box	36*36*30

1.6. 101609-9170 Diesel Pump Quality Control

(1) Diesel Pump Testing

All parts of the diesel pump have undergone electrical characteristics testing, precision testing, high temperature testing, low temperature testing, withstand pressure testing, leakage testing, durability testing, and various working conditions testing.

(2) Diesel Pump Installation

In addition, the diesel pump production and installation process is quality controlled. Our company strictly follows the standard product installation data and product installation steps for installation, such as diesel pump stroke test, diesel pump solenoid valve tightening torque, diesel pump tightening torque.

(3) Diesel Pump Inspection

The factory inspection of the diesel pump has undergone three inspections: full inspection, random inspection, and batch inspection. Different brands of test benches are used to test the same diesel pump for no less than three times for factory inspection, and the diesel pump installation testing environment are progressed in dust-free workshop.

1.7. 101609-9170 Diesel Pump Testing Standards and Certificates

We can provide the factory quality inspection test report of each diesel pump to ensure that each diesel pump delivered meets the engine performance indicators.

BOTEN		测试报告		4.05.2019 10:42:09	
客户企业: _____					
电话: _____		地址: _____			
传真: _____		检测人: _____			
客户地址: _____		检测单位: _____			
电话: _____		客户姓名: _____			
检测地址: _____					
检测名称: _____		检测日期: _____			
型号-零件号: _____					
检测内容: _____					
检测结果					
检测编号: CDE002-0511					
	检测项目	检测结果	标准值	检测结果	合格/不合格
EGW TEST:	30	4	4.5	30.5 ± 1.5	✓
EGW:	30	4	35.5	30.5 ± 1.5	✓
WEPM:	30	12.5 ± 1.5	0.9	12.5 ± 1.5	✗
Max:	20.5	20.5 ± 1.4	0.9	20.5 ± 1.4	✓
TL:	20.4	20.4 ± 1.5	0.9	20.4 ± 1.5	✓
EL:	14.1	14.1 ± 1.4	0.9	14.1 ± 1.4	✓
VE:	0.7	0.7 ± 1.2	0.9	0.7 ± 1.2	✓
<input type="checkbox"/> 检测前 <input type="checkbox"/> 检测后					

Pic No.2

1.8. 101609-9170 Diesel Pump Warranty Instructions

(1) Product Warranty Conditions And Instructions

It is necessary to provide pictures, videos, or test reports tested by the diesel pump inspection equipment when the diesel pump is abnormal during use as evidence to feed back to the salesman. Abnormal conditions are properly explained such as: 1.Smoke, 2. Engine shake, 3. Difficulty starting the engine, 4. Engine noise, 5. Oil leakage etc.

(2) Diesel Pump Warranty Coverage

- ① After customer receives the 101609-9170 diesel pump within 15 days , if there is a performance failure and the product has no damage on surface, customer can choose to replace it or repair it;
- ② If the 101609-9170 diesel pump has performance problems during the warranty period (6-12 months), and it is confirmed to be product's problems after being tested, you can contact our salesmen to replace the same model or a reworked product with the same performance for free;
- ③ If the diesel pump shell has obvious scratches, it can only be repaired and it will be returned as it is if the product is confirmed to be fault-free.

⚠ Tips: For products not covered by warranty, our company can provide paid maintenance services. For products after paid repaired, the same performance problem will have a free warranty period within 3 months from the date of repairing.

(3) Diesel Pump Is Not Covered By Warranty

- (1) The warranty period has expired.
- (2) Diesel pump failure caused by high temperature, high pressure, humidity, rain and snow, saline-alkali land, earthquake, and used in abnormal environment.
- (3) Customer disassembles or repairs the diesel pump personally resulting in damage to the diesel pump.

(4) Diesel pump damage caused by man-made reasons (throwing, strong magnetic field magnetization, set fire).

(5) Diesel pump failure or diesel pump damage caused by non-diesel pump design, technology, manufacturing, quality and other issues.

(6) Diesel pump failure due to system pressure exceeding system approved pressure.

(7) Diesel pump failure caused by system voltage exceeding approved voltage.

(8) Diesel pump failure caused by impurities (water, lead, aluminum powder, iron powder, sulfide) in the system fuel exceeding the standard requirements.

(9) Diesel pump failure caused by not installing according to the tightening torque specified in the vehicle engine maintenance manual (the tightening torque is too large or too small).

(10) Diesel pump failure caused by not following the installation angle specified in the vehicle engine maintenance manual.

(11) Diesel pump failure caused by not following the cleaning requirements specified in the vehicle engine maintenance manual.

(12) Diesel pump failure caused by failure to replace consumable parts as specified in the vehicle engine maintenance manual.

(13) Diesel pump failure caused by not complying with the intake system fit clearance and exhaust system fit clearance requirements specified in the vehicle engine maintenance manual.


(14) Failure to replace the consumable parts and the fitting clearance of the oil inlet system pipeline and the diesel pump connection in accordance with the fuel intake system specified in the vehicle engine maintenance manual.

2. 101609-9170 Diesel Pump Technical Support

2.1. 101609-9170 Diesel Pump Utilized Location

(1) Example: The code of the diesel pump is shown as follows

NO.	Name
A	Nameplate, logo, part number



2.2. Reasons of 101609-9170 Diesel Pump Not Working Normally

- (1) There is air in the oil circuit of the engine fuel system.
- (2) Vehicle diesel pump oil supply system is not normal.
- (3) Engine common rail system oil leakage or pressure limiting valve damage.
- (4) There is a short circuit, cutting out and poor contact in the wiring harness connected to the diesel pump of the vehicle.
- (5) The long-term placement of the diesel pump causes the anti-rust oil to solidify, and the internal components are stuck or the oil holes are blocked.

⚠ Before installing, carefully check whether other components in the common rail system are damaged so as to prevent the diesel pump from not working properly after being replaced.

2.3. Causes of 101609-9170 Diesel Pump Being Damaged

- (1) Failure to follow the engine maintenance manual during disassembly or installation may result in damage to the diesel pump.
- (2) The fuel oil used for the vehicle does not meet the standard cause damage to the diesel pump, such as: the water content in the fuel oil exceeds the standard, iron powder, aluminum powder, sulfide impurities exceed the standard, etc.
- (3) The engine is not regularly maintained according to the engine maintenance manual (please refer to the vehicle maintenance manual for the maintenance mileage). For example, failure to replace the lubricating oil of the engine system for a long time will cause abnormal wear of the engine, excessive exhaust gas volume or a large amount of carbon deposits inside the engine. The filter is not replaced during maintenance or the replaced filter cannot reach the original filter standard. all above reasons can cause damage to the diesel pump.
- (4) The abrasion of the oil pump produces iron powder and aluminum powder enter the diesel pump and cause damage to the diesel pump.
- (5) The deformation and abrasion of fuel tank result in iron powder or aluminum powder entering the diesel pump and causing damage to it.
- (6) The diesel pump is damaged due to replacement or adjustment of the relevant parts of the diesel pump. For example, the valve clearance does not meet the standard after the engine is repaired, the replacement or modification of the wiring harness connected to the diesel pump fails to meet the original standard.
- (7) The engine is overheated and overloaded for a long time working results in damage to the diesel pump.
- (8) The diesel pump will be damaged naturally at the end of its working life.
- (9) The diesel pump is magnetized (diesel pump parts' magnetic exceeded) causing the diesel pump to not work properly.

⚠ Before replacing the diesel pump, please check the engine parts carefully according to the engine maintenance manual to avoid the diesel pump being damaged again after replacement.

2.4. 101609-9170 Diesel Pump Installations

- (1) The replacement of the diesel pump must strictly follow the electrical system, the approved pressure of the low-pressure fuel intake system, the approved pressure of the high-pressure fuel circuit

system, and fuel system replacement consumables requirements (including the low-pressure fuel circuit system filter and the high-pressure fuel circuit) specified in the vehicle engine maintenance manual.

(2) When install the diesel pump, strictly follow the manual of replacement of wearing parts of the fuel system, cleaning requirements for the connection between the fuel system and the diesel pump, the fitting clearance of the diesel pump take system, and the fitting clearance of the exhaust system, so that to ensure the service life of the engine and the normal operation of the diesel pump.

(3) When installing the diesel pump on the engine, it is necessary to clean the engine block, cylinder head and other parts connected to the diesel pump, and ensure that there is no dust, carbon deposits, water, rust spots, etc.

(4) If don't replace new washer shim, it can lead to: deformation of diesel pump, oil leakage and air leakage, which will cause serious damage to the diesel pump and diesel pump to break and cause damage to the engine.

(5) When installing the diesel pump on the engine, please carefully check the components related to the installation of the diesel pump are not deformed, such as the diesel pump pressure plate, screw, diesel pump rod and other accessories, and install it in strict accordance with the operation steps of the engine maintenance manual.

(6) It is forbidden to operate the bare diesel pump for a long time in an environment with serious dust pollution and corrosion to iron products.

(7) It is forbidden to operate the bare diesel pump for a long time in a strong magnetic field environment.

2.5. 101609-9170 Diesel Pump Storage Standards

(1) Choose a suitable storage place

The warehouse and cargo yard where the diesel pumps are stored should be kept clean and dry, and away from the factory buildings that generate harmful gases and dust; do not mix with acid, alkali, salt and other substances; the storage place should have a good drainage system; the cargo yard should be flattened with gravel or furnace ash etc. to enhance the water permeability of the surface layer to keep the reservoir area dry.

(2) Strict storage requirements

Strict inspections should be carried out when the diesel pumps are put into storage, the surface cleaning work should be done well to remove water traces, oil stains, ash and other dirt, remove the rust and do anti-rust treatment in time. Packaged diesel pumps must be protected from damage.

(3) Keep the warehouse dry and do moisture-proof work

The relative humidity is usually below 70% for the diesel pumps placed in the room, and the corrosion of the diesel pumps is significantly reduced.

Diesel pumps must be stored in the warehouse, and they are forbidden to store in the same warehouse with commodities with high water content.

(4) Reasonable stacking

After the diesel pump is exposed to rain, the corrosion rate will increase significantly. The purpose of sealing is to isolate the diesel pump from rainwater and humid air, so the warehouse window should be checked in time to avoid rainwater entering the warehouse.

If the diesel pump package is damaged, it should be repaired or replaced; when the package is damp, the packaging material should be dried; if the original anti-corrosion and oil applied at the factory is found

to be damaged or dried up, it should be cleaned and re-applied oil in time.

⚠ It is forbidden to leave the diesel pump exposed in the air for a long time.

⚠ It is forbidden to store acid, alkali, salt and other substances together with the diesel pump.

⚠ The unpacked diesel pump must be rust-proof during secondary storage.

2.6. 101609-9170 Diesel Pump Technical Support Obtaining Methods

- (1) Diesel Pump Technical Data: <https://www.crdieselpump.com/download/>
- (2) Diesel Pump Technical Videos: <https://www.crdieselpump.com/videos/>
- (3) Diesel Pump Encyclopedia: <https://www.crdieselpump.com/category/news/encyclopedia/>

3. 101609-9170 Diesel Pump Purchase And Delivery

3.1. 101609-9170 Diesel Pump Purchase And Payment Term

Payment Method: T/T, Paypal, Alipay, WeChat

⚠ Please contact our salesmen for specific payment information.

3.2. 101609-9170 Diesel Pump Main Sales Markets

Main Sales Markets Of Diesel Pump: Asia, Europe, North America, South America, Africa etc.

3.3. 101609-9170 Diesel Pump Declaration Requirements

We can assist customers by providing the following documents for import customs clearance: contract, invoice, packing list, bill of lading, insurance policy, certificate of origin, etc.

3.4. 101609-9170 Diesel Pump Shipping Ways

Destination in China areas: SF Express, Debon Express, the corresponding logistics company can be provided according to customer requirements in special cases.

Destinations out of China's areas: DHL, UPS, FedEx, TNT air, ocean or other shipping methods required by customers.

3.5. 101609-9170 Diesel Pump Delivery Time

Delivery Time: Send out within 3 – 7 working days after receiving payment (Except for special products and special cases).

3.6. 101609-9170 Diesel Pump Logistics Time for Destination Out of China's Areas

DHL Logistics Time:

Place Of Departure	Hong Kong	Other Countries Or Regions In Asia	Australia and New Zealand	Europe	America	Other Countries
China Mainland	7 Days	7 Days	8 Days	8 Days	8-12 Days	7-10 Days

UPS Logistics Timeliness: Country or region of origin: Mainland China

Country of Destination	Estimated Arrival Time	Country of Destination	Estimated Arrival Time	Country of Destination	Estimated Arrival Time
Japan	3 Days	Britain	5-7 Days	Egypt	5-7 Days
Turkey	5-7 Days	Singapore	3 Days	Switzerland	5-7 Days
Bahrain	5-7 Days	Latvia	7-10 Days	New Zealand	7-10 Days
Sri Lanka	5-7 Days	Thailand	3 Days	Austria	5-7 Days
Romania	5-7 Days	Vietnam	3-5 Days	Estonia	5-7 Days
Malaysia	3-5 Days	Israel	5-7 Days	Mexico	7-10 Days
France	5-7 Days	USA	5-7 Days	United Arab Emirates	5-7 Days
Italy	5-7 Days	Netherlands	5-7 Days	Bengal	7-10 Days
Lebanon	5-7 Days	Philippines	3-5 Days	Greece	7-10 Days
South Korea	3 Days	Spain	5-7 Days	Myanmar	5-7 Days
Canada	5-7 Days	Germany	5-7 Days	Saudi Arabia	7-10 Days
Portugal	5-7 Days	Australia	5-7 Days	South Africa	7-10 Days
Denmark	5-7 Days	Belgium	5-7 Days	Ukraine	7-10 Days
India	7-10 Days	Qatar	7-10 Days	Poland	5-7 Days
Indonesia	3-5 Days	Morocco	7-10 Days	Pakistan	7-10 Days
Kuwait	7-10 Days	/	/	/	/

⚠ The logistics time is for reference only, subjects are according to the actual arrival.

3.7. 101609-9170 Diesel Pump Shipping Package

Domestic express packaging: Usually wrapped in waterproof scotch tape, such as picture No.1.

International express packaging: Wrapped with waterproof yellow tape after wrapping the black protective film, such as picture No. 2.

Pallet Shipping: Use fumigation free and recycling trays that meet export requirements, and use white wrapping protective film to wrap and bind with cable ties for the outside, such as picture No. 3, also, the products can be packaged according to customers' requirements.

⚠ The packing tray is made of plastic and can be recycled.


⚠ Transparent tape, yellow tape, black wrapping protective film, white wrapping protective film are non-degradable materials, please dispose of them properly.

⚠ Minors are prohibited from using transparent tape, yellow tape, black wrapping protective film, and white wrapping protective film to avoid personal injury.



Pic No. 4

Domestic express packaging:
Wrapped with Transparent tape



Pic No. 5

International express packaging:
Wrapped with yellow tape after wrapping black protective film



Pic No. 6

Pallet Shipping: Use pallet that meet export requirements, and use white wrapping protective film to wrap and bind with cable ties

4. Company Information



Pic No. 7

4.1. Company Introduction

Mobile Phone/WeChat: +86-13410541523

Hong Kong Mobile Phone: +852-67653519

Tel: +86-755-23215133

Shenzhen Office: 11-12, Floor 14, Building 13, Qinchengda Building, Exit A, Honglang North Subway Station, Bao'an District, Shenzhen, China Mainland

Shenzhen Office: Exit C, Qiao Touxu Metro Station, No. 66 Chongqing Road, Fuhai Avenue, Bao'an District, Shenzhen, China Mainland

Hong Kong Office: Jianfa Street Industrial Zone, Tuen Mun, New Territories, Hong Kong, China

After-Sales Service Address: Please contact our salesmen to obtain and provide the corresponding product maintenance reasons (Reference: [1.8. 101609-9170 Diesel Pump Warranty Instructions](#))

4.2. Contact Information

Name	WeChat/Whatsapp
Ruby	+86-13410541523

5. Copyright Statement

The content of “**101609-9170 Diesel Pump Technical File**” is protected under copyright law by www.crdieselpump.com and Shenzhen Shumatt Technology Co., Ltd. Unauthorized use, such as copying,

distributing, modifying, or creating derivative works, is strictly prohibited without obtaining prior written consent.

For specific uses, such as non-commercial or academic purposes, written permission must be secured. When possible, please include the name, title of the work, and a link to the original source. All rights are reserved, and any infringement may result in legal action. This notice safeguards the rights of the copyright holder and ensures appropriate usage of the material.